

**Wednesday, March 18<sup>th</sup> – Mrs. Collins' Class Resources**

All completed work can be stored in the envelope and returned when we return to school if you choose.

**🔒 Facebook Assembly Alert 🔒**

Who wants to visit with author Ben Clanton, author of *Narwhal* and *Jelly*, to learn how to draw and talk about waffles and mermicorns?

Join the virtual visit on Wednesday, March 18th at 2 pm EST by going to

<https://www.facebook.com/events/190785292224208/>

Post your drawings to Seesaw if you attend!

**Morning Announcements by Dr. Leatherbarrow**

<https://www.cbsd.org/Page/49332>

Scroll to the bottom of the page and find today's date.

**Warwick Elementary's Poetry Playoffs: Round 4**

<https://forms.office.com/Pages/ResponsePage.aspx?id=j0gLq78hUGl4zhCIN8iygc-g-GOcfpLt2moLdFQGHFUMVZCVFpRTk1TTEpFQIAzTIlzU0syWINQOC4u>

Read the two poems in Round 4 and cast your vote!

**Overview**

- Generate ideas to be used as seeds.

**Estimated Time:** 20 minutes

**Explanation:** Amy Ludwig VanDerwater is a published poet who is currently recording a series of Writers Notebook exercises to keep our writers writing as we're home doing Distance Learning. The link below will take you to a recording about creating a quote collection.

**Task**

- Take out a clean sheet of paper.
- Write the date at the top (3 – 18 – 20).
- Go to the link below to visit with published poet, Amy Ludwig VanDerwater  
<https://padlet.com/AmyLV/oiuzf3l8mdi2>
- Think about the different things people have said to you that stick with you.  
Example: When you know better, do better.
- Write **My Quote Collection** at the top of your page and list different quotes with the names of people who have said those words.
- Choose one quote to write more about.

**Option:** Share your quote collection by uploading a photo to Seesaw.

Writing



**Wednesday, March 18<sup>th</sup> – Mrs. Collins' Class Resources**

All completed work can be stored in the envelope and returned when we return to school if you choose.

**Grammar/Word Work**

**Overview**

- Know and apply grade-level phonics and word analysis skills in decoding text.
- Identify homophones.

**Estimated Time:** 15 minutes

**Things to Know:** A **homophone** is a word that is pronounced the same as another word but differs in meaning. The words may be spelled the same, such as rose (flower) and rose (past tense of "rise"), or differently, such as carat, caret, and carrot, or to, two and too.

**Task**


- Find the first packet in your envelope titled **Homophones Match it Up Set 2**.
- Look at each picture and circle the word that matches the homophone.
- Choose 3 pairs of homophones to write a pair of sentences that shows you understand their different meanings.

Example: cent sent

A penny has a value of one **cent**.

Allan **sent** the package to his grandmother in Florida.

**Option:** Share these 6 sentences (3 pairs) in Seesaw using the Drawing Tool or by uploading a photo from a page you used in your Writers Notebook to write them down.



**Mathematics**

**Overview**

- Compare numbers using the terms greater than and less than.
- Compare numbers using symbols  $<$  and  $>$ . Identify number patterns.
- Use place-value understanding and properties of operations to add and subtract within 1,000.

**Est. Time:** 40 minutes

**Explanation:** See the specific directions for each activity.

**Task 1: Place Value Practice**

- Find the first math packet in your envelope titled **Lesson 2 Place Value**.
- Complete pages 11, 12, 13, 14

**Task 2: XtraMath**


- Practice your recall of basic facts by logging in to **XtraMath** and trying to beat your last score.

**Task 3: Finding 10 less/more and 1 less/more**

- Use understanding of place value and addition to find missing numbers when playing **Galaxy Pals to 100** at

<https://www.mathplayground.com/galaxypalsto100.html>


- **For additional practice opportunities created by the CBSD Math Coaches, see the pdf posted on our Distance Learning page and in our Seesaw Journal titled CBSD Grade 2 Math 3\_18.**



**Wednesday, March 18<sup>th</sup> – Mrs. Collins' Class Resources**

All completed work can be stored in the envelope and returned when we return to school if you choose.

<b>Reading</b>	<p><b>Overview</b></p> <ul style="list-style-type: none"><li>• Build background knowledge for St. Patrick's Day and respond to questions in complete sentences using correct conventions.</li><li>• Read with accuracy and fluency to promote comprehension.</li><li>• Know and apply grade-level phonics and word analysis skills in decoding text.</li></ul> <p><b>Est. Time:</b> 45 minutes</p> <p><b>Explanation:</b> You will learn about St. Patrick's Day as you get ready to read <b>Why Is the River Green?</b> in Scholastic News this week by logging in to Scholastic News and watching the video <b>Happy St. Patrick's Day!</b></p> <p><b>Things to Know</b> Access <b>Scholastic News</b> via <b>Clever</b> OR use the link below. <a href="https://digital.scholastic.com/resources/classpasscode/?app=sn2&amp;state=%2F&amp;role=classroom">https://digital.scholastic.com/resources/classpasscode/?app=sn2&amp;state=%2F&amp;role=classroom</a> <b>Password: bear2</b></p> <p>Remember to restate the questions and answer in complete sentences.</p> <p><b>Task 1: Scholastic News</b></p> <ul style="list-style-type: none"><li>• Find the packet titled <b>Watch a Video</b>.</li><li>• Turn to <b>Read and Think</b>.</li><li>• Read the questions, and then read the article found in your SN magazine.</li><li>• Answer the questions by restating the question and using evidence from the text.</li><li>• Edit your sentences for correct capitalization, punctuation, finger spacing, and spelling.</li></ul> <p><b>Task 2: Independent Reading</b></p> <ul style="list-style-type: none"><li>• Find a quiet, cozy spot and read for 15 minutes.</li></ul> <p><b>Task 3: Phonics - Review r-influenced er, ear, eer</b></p> <p><b>Option 1.</b> Use the link below to work through the Words Their Way Virtual Sort (This link requires Adobe on your computer, go to Option 2 if you do not have Adobe) <a href="http://www.phschool.com/atschool/words_their_way/interactive/A65285/player.html">http://www.phschool.com/atschool/words_their_way/interactive/A65285/player.html</a></p> <p><b>Option 2:</b> 1. Go to Seesaw.me and complete the Bossy R activity posted for today.</p> <p><b>Task 4: Read Aloud</b></p> <ul style="list-style-type: none"><li>• Join me on Seesaw to listen to the next chapters of <b>The One and Only Ivan</b>.</li></ul>
<b>Special</b>	<p style="text-align: center;"><b>Library</b> <a href="https://www.cbsd.org/Page/45981">https://www.cbsd.org/Page/45981</a></p> <p style="text-align: center;"><i>You can use the link above to find an activity planned by Mrs. Kehan.</i></p>



**Wednesday, March 18<sup>th</sup> – Mrs. Collins' Class Resources**

*All completed work can be stored in the envelope and returned when we return to school if you choose.*

**Overview**

**Est. Time:** 20 minutes

**Explanation:** As we think about Ireland, we think about places around the world. This week we'll explore geography. Let's begin reading a map!

**Task 1**

- Watch the Brainpop Jr. video on reading maps.
- <https://jr.brainpop.com/socialstudies/geography/readingmaps/>

**Username:** warwickel

**Password:** brainpop

- Take the quiz on Brainpop Jr.

**Task 2**

- Look at the map on the first page of your geography packet. Color the water blue and the land green.
- Then use the next page in the packet, **A Map of My Room**, to draw a map of your room. Use the images in the key to help you draw the objects in your room.

**Option:** Share your room map in Seesaw using the Drawing Tool or by uploading a photo of the page in your geography packet.



Social Studies